

# COA X

## Semi-automated coagulometers

With 1, 2 or 4 optical channel.



- Prepared for the daily routine and the upcoming requirements.
- High quality in the results.
- Nearly maintenance free.


Specifications			
Code	85001	85002	85004
Optical channels	1	2	4
Wavelength (µm)	620 (red)	405 (UV)	405 (UV)
Global Coag. Tests	PT, APTT, TT, FIB	PT, APTT, TT, FIB	PT, APTT, TT, FIB
Specific Coag. Tests	-	individual factors	
Chromogenic Coag. Tests	-	AT,PC	
Display	Color Touch screen display		
Dimensions	230 x 140 x 90 mm (l,b,h)		
Interfaces: RS 232 (2x)	Printer, barcode reader		
USB (2x)	Network, Firmware update		

## Consumables

Product	Code
1 pack 500 cuvettes	85020

**BioSystems**  
REAGENTS & INSTRUMENTS

# COAGULATION LINE



BTS/11-17 99820

Ginper Group

**BioSystems**

BioSystems S.A.  
Costa Brava 30, 08030 Barcelona (Spain) Tel. +34-93 311 08 11  
biosystems@biosystems.es www.biosystems.es



- Certified Management System
- EN ISO 9001
- EN ISO 13485

**Coagulation** is a change of physical state of the blood due to the conversion of a soluble plasma protein, fibrinogen, into a solid gel, fibrin.

The management and control of anticoagulant therapy and the assessment of pre and post surgical states, among others requires a proper evaluation of the coagulation cascade. Several tests help the physician in the diagnosis of alterate coagulation states and management of coagulopathy.

The coagulation reagents have been specifically validated to Biosystems coagulometers.

	Presentation	Code
PT	4x5 mL	61001

## Prothrombin Time (PT)


► **Principle of the method:**

The addition of calcium thromboplastin to plasma induces the formation of the fibrin clot. The method measures the clot formation time.

► **Intended use:**

- Screening assay used to monitor oral anticoagulant therapy
- It helps detect and diagnose a bleeding disorder

### PROCEDURE



	Presentation	Code
APTT	4x4 mL	61004
APTT B (CaCl <sub>2</sub> )	4x16 mL	61005
APTT	(4x4 mL + 1x16 mL)	61009

## Activated Partial Thromboplastin Time (APTT)

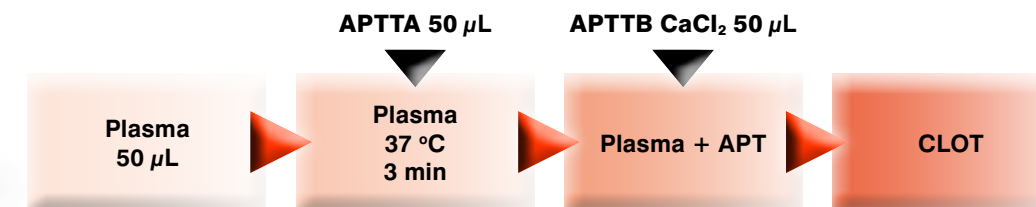
► **Principle of the method:**

The addition of the phospholipid cephalin to plasma samples in the presence of calcium and an activator induces the formation of the fibrin clot. The method measures the clot formation time.

► **Intended use:**

- Screening assay used in the monitoring of heparin therapy
- As part of investigation of a possible bleeding disorder

### PROCEDURE



	Presentation	Code
Fib	4x2 mL	61002
Fib B (Imidazol)	4x15 mL	61003

## Fibrinogen Clauss

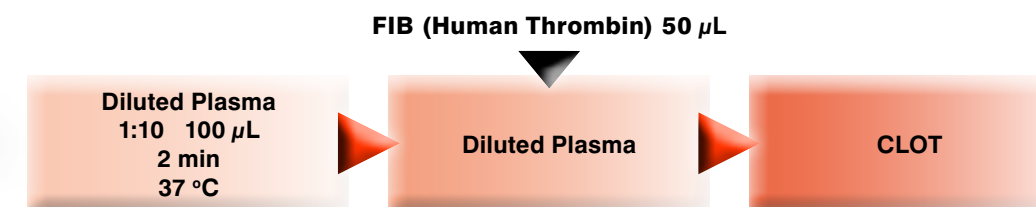
► **Principle of the method:**

The Clauss method measures the rate of conversion of fibrinogen into fibrin in a diluted plasma in the presence of excess of thrombin. The measured clotting time is inversely proportional to fibrinogen concentration.

► **Intended use:**

- As part of an investigation of a possible bleeding disorder or thrombotic episode
- To help evaluate the risk of developing cardiovascular disease

### PROCEDURE



	Presentation	Code
TT	4x3 mL	61000

## Thrombin Time (TT)

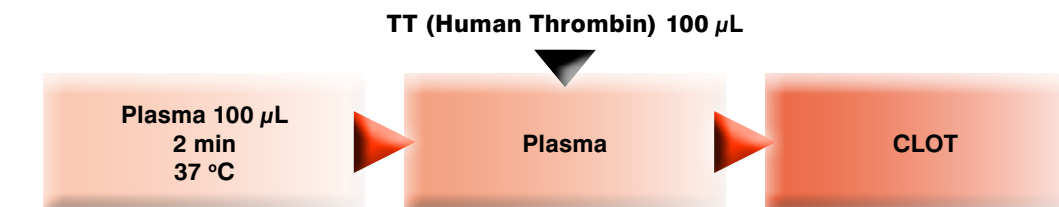
► **Principle of the method:**

Addition of human thrombin to plasma samples induces de formation of fibrin clot. The method measures the clot formation time.

► **Intended use:**

- To evaluate the level and function of fibrinogen
- To detect heparin contamination
- As part of investigation of a bleeding or thrombotic episode

### PROCEDURE



	Presentation	Code
Calibrator	4x1 mL	61006
Control I	4x1 mL	61007
Control II	4x1 mL	61008

## Calibrator and Controls

The Coagulation Calibrator is a lyophilized pooled human plasma containing component concentrations suitable for the calibration of measurement procedures.

The Coagulation Control is a lyophilized human plasma with stabilizer suitable for the quality control of the clinical laboratories. The product is intended for intralaboratory quality control purposes only and is supplied with intervals of suggested acceptable values.

